


**CAPAIAN INDIKATOR KINERJA KEUANGAN**  
**UNIVERSITAS MULAWARMAN TAHUN 2016-2019 (SEMESTER 1)**

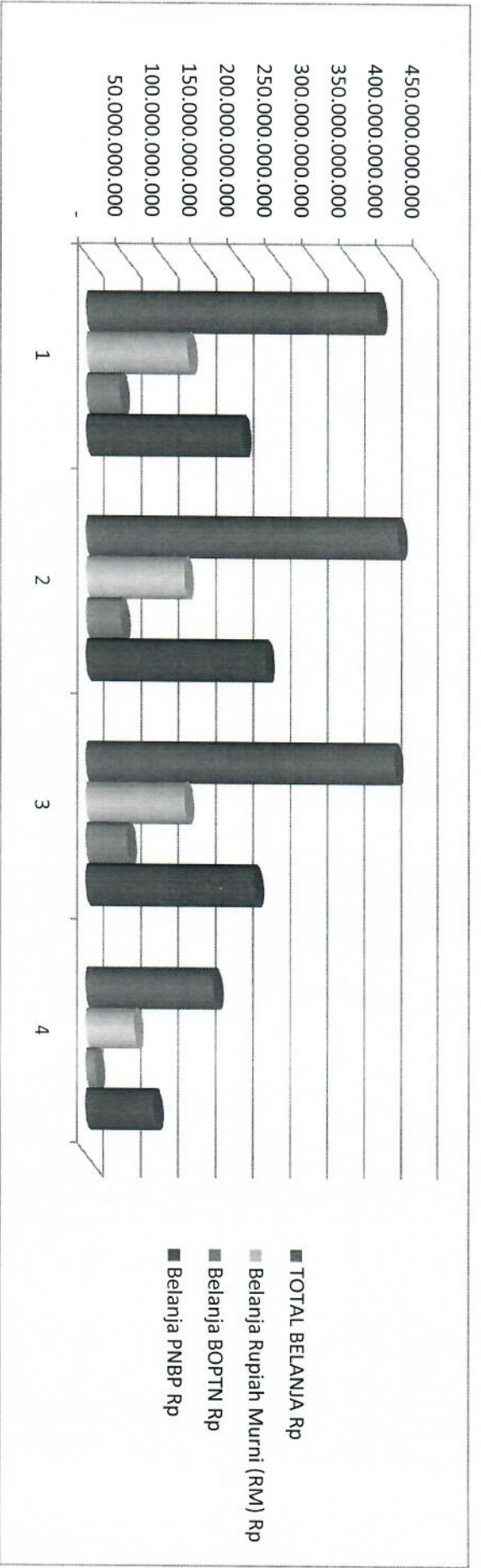
No	Indikator Kinerja	Satuan	Capaian			
			2016	2017	2018	2019 (Semester 1)
1	<b>TOTAL PAGU</b>	Rp	<b>462.986.039.000</b>	<b>479.835.226.000</b>	<b>475.175.385.000</b>	<b>416.993.000.000</b>
2	Jumlah Rupiah Murni (RM)	Rp	141.790.184.000	159.021.655.000	159.348.246.000	147.943.252.000
3	Jumlah BOPTN	Rp	51.603.131.000	50.826.722.000	59.537.100.000	55.216.480.000
4	Jumlah PNPB	Rp	269.592.724.000	269.986.849.000	256.290.039.000	213.833.268.000
5	<b>TOTAL BELANJA</b>	Rp	<b>391.439.781.904</b>	<b>419.823.670.165</b>	<b>414.739.976.522</b>	<b>171.659.339.348</b>
6	Belanja Rupiah Murni (RM)	Rp	136.434.655.245	132.237.137.364	132.764.913.488	65.351.785.258
7	Belanja BOPTN	Rp	46.181.138.022	47.479.863.105	56.162.862.571	14.162.373.330
8	Belanja PNPB	Rp	208.823.988.637	240.106.669.696	225.812.200.463	92.145.180.760
9	<b>TOTAL DAYA SERAP</b>	%	<b>84,55</b>	<b>87,49</b>	<b>87,28</b>	<b>41,17</b>
10	Serapan Rupiah Murni (RM)	%	96,22	83,16	83,32	44,17
11	Serapan BOPTN	%	89,49	93,42	94,33	25,65
12	Serapan PNPB	%	77,46	88,93	88,11	43,09
13	<b>DANA HIBAH/KERJASAMA</b>	Rp	<b>30.249.317.736</b>	<b>36.028.637.652</b>	<b>19.328.906.045</b>	<b>6.908.419.149</b>
14	<b>PENGLOLAAN ASET DAN BMN</b>	Rp	<b>3.685.745.321.679</b>	<b>3.670.975.380.053</b>	<b>5.265.713.763.580</b>	<b>5.246.034.509.812</b>
15	<b>OPINI TATA KELOLA KEUANGAN</b>		<b>WTP</b>	<b>WTP</b>	<b>Masih Proses Audit</b>	

*Ar.*


*Ar.*



for  
A.



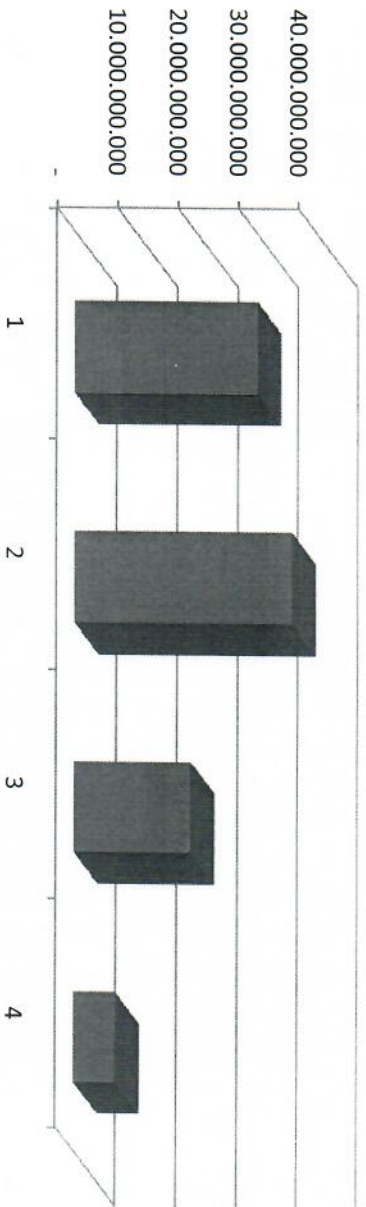
Dr. A.



*Handwritten signature*



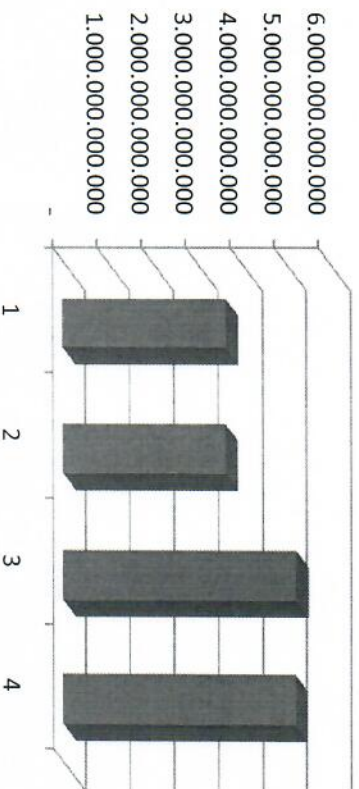
## DANA HIBAH/KERJASAMA Rp



■ DANA HIBAH/KERJASAMA Rp

*Handwritten signatures*

## PENGELOLAAN ASET DAN BMN Rp



■ PENGELOLAAN ASET DAN BMN Rp

Samarinda, 17 September 2019

 Kepala Biro Umum & Keuangan

  
Drs. H. Rizali Irawan, M.Si., M.Pd.  
NIP. 196204211984031003 