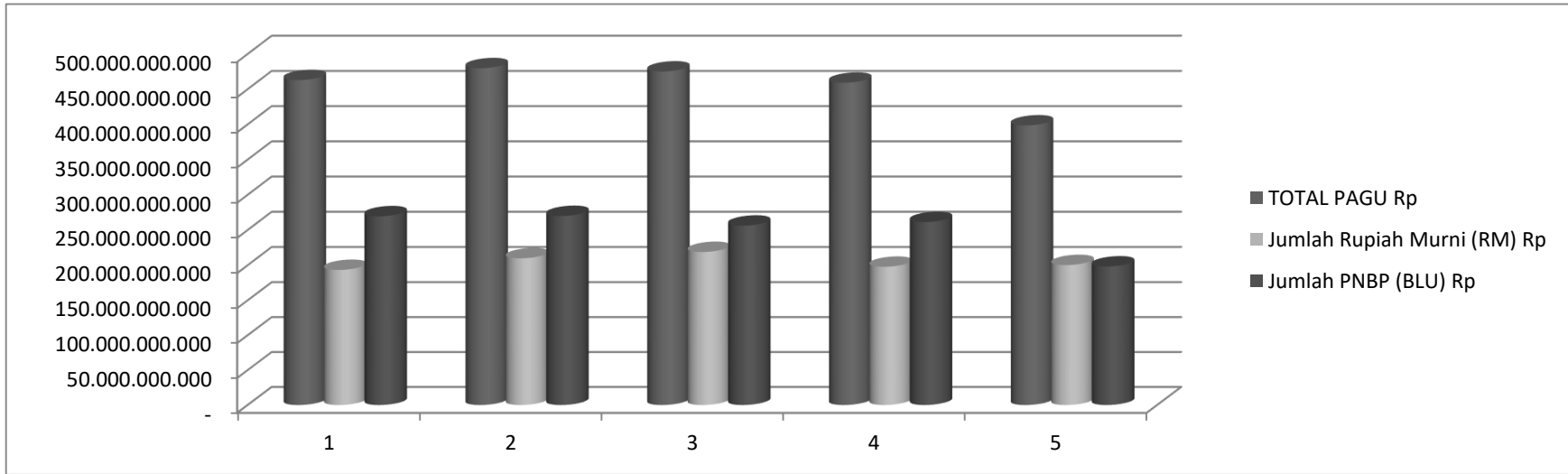
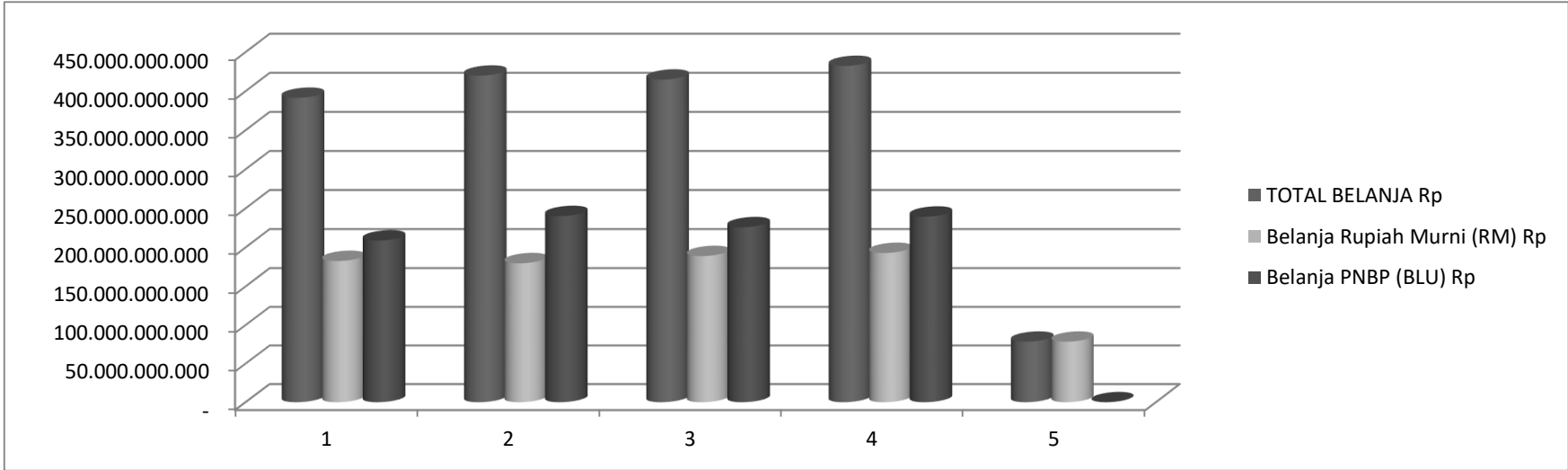
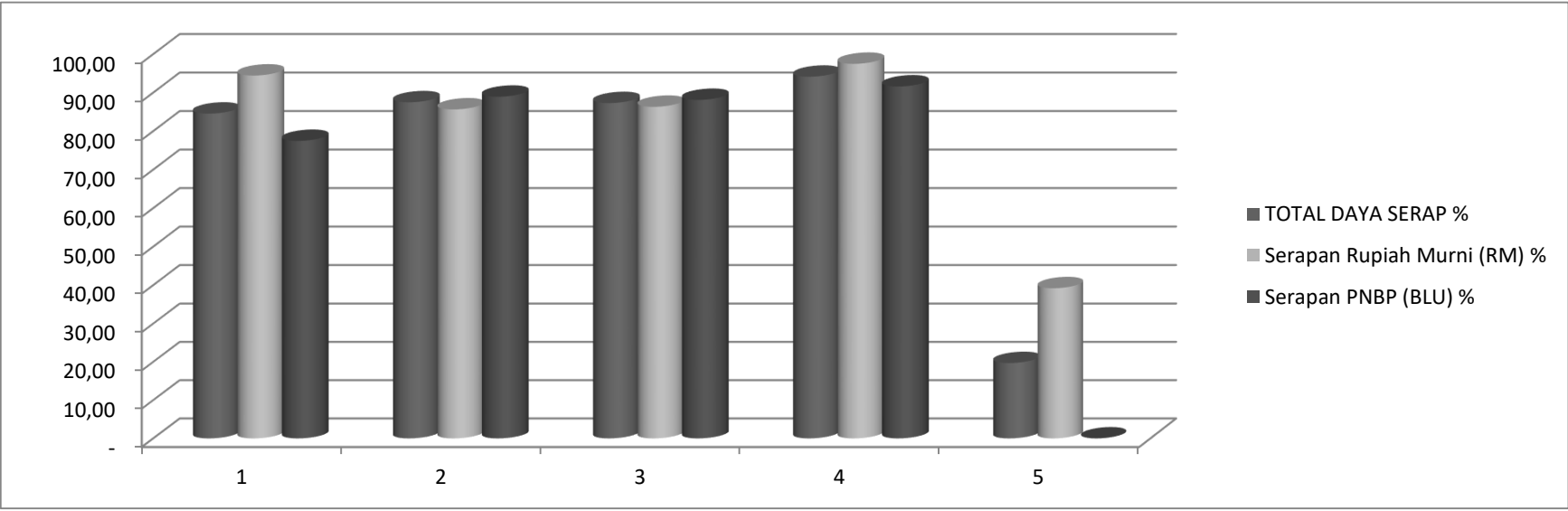


**CAPAIAN INDIKATOR KINERJA KEUANGAN
UNIVERSITAS MULAWARMAN TAHUN 2016-2020(SEMESTER 1)**

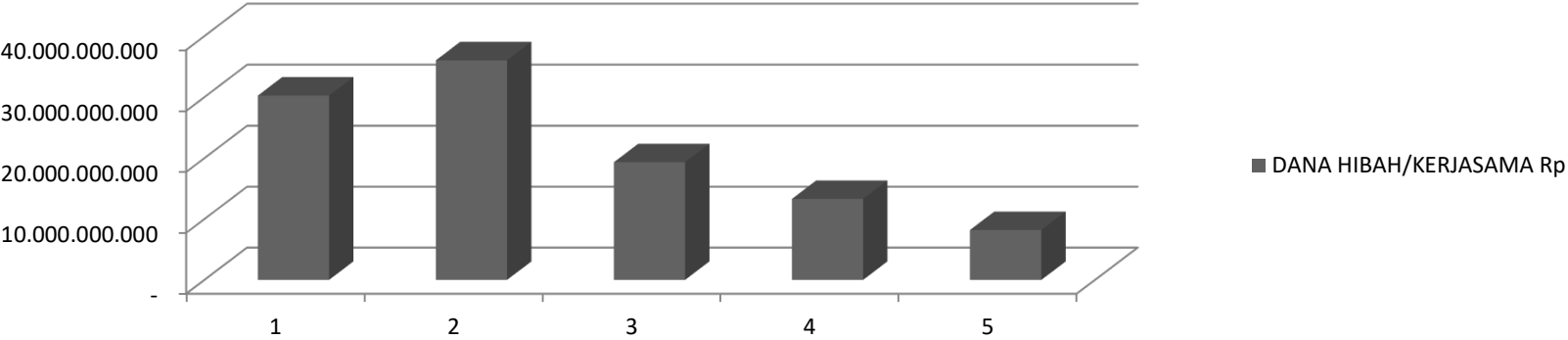
No	Indikator Kinerja	Satuan	Capaian			
			2016	2017	2018	2019
1	TOTAL PAGU	Rp	462.986.039.000	479.835.226.000	475.175.385.000	459.202.130.000
a	Jumlah Rupiah Murni (RM)	Rp	193.393.315.000	209.848.377.000	218.885.346.000	197.856.414.000
b	Jumlah PNBP (BLU)	Rp	269.592.724.000	269.986.849.000	256.290.039.000	261.345.716.000
2	TOTAL BELANJA	Rp	391.439.781.904	419.823.670.165	414.739.976.522	432.247.371.337
a	Belanja Rupiah Murni (RM)	Rp	182.615.793.267	179.717.000.469	188.927.776.059	192.869.011.775
b	Belanja PNBP (BLU)	Rp	208.823.988.637	240.106.669.696	225.812.200.463	239.378.359.562
3	TOTAL DAYA SERAP	%	84,55	87,49	87,28	94,13
a	Serapan Rupiah Murni (RM)	%	94,43	85,64	86,31	97,48
b	Serapan PNBP (BLU)	%	77,46	88,93	88,11	91,59
4	DANA HIBAH/KERJASAMA	Rp	30.249.317.736	36.028.637.652	19.328.906.045	13.301.813.172
5	PENGELOLAAN ASET DAN BMN	Rp	3.685.745.321.679	3.670.975.380.053	5.265.713.763.580	3.965.657.434.532
6	OPINI TATA KELOLA KEUANGAN		WTP	WTP	WTP	WTP



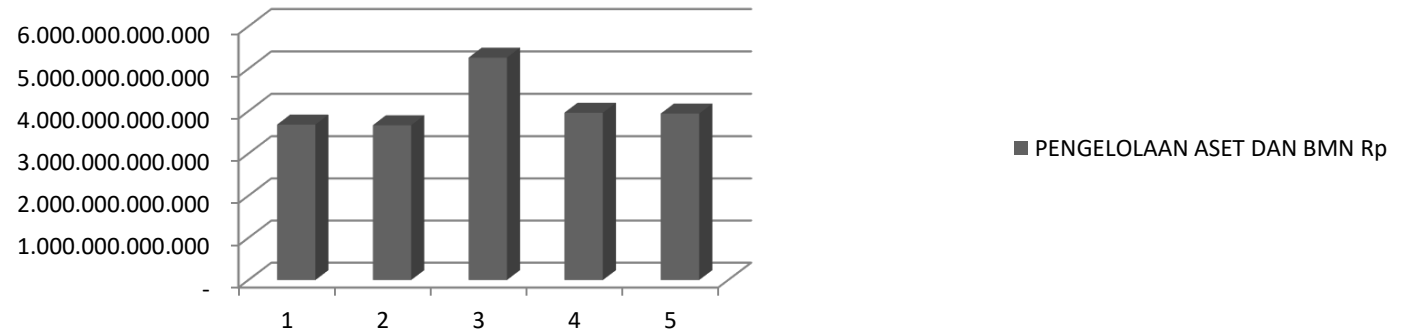




DANA HIBAH/KERJASAMA Rp



PENGELOLAAN ASET DAN BMN Rp



Samarinda, 05 Agustus 2020
Kepala Biro Umum & Keuangan

Drs. H. Rizali Irawan, M.Si., M.Pd.
NIP. 196204211984031003